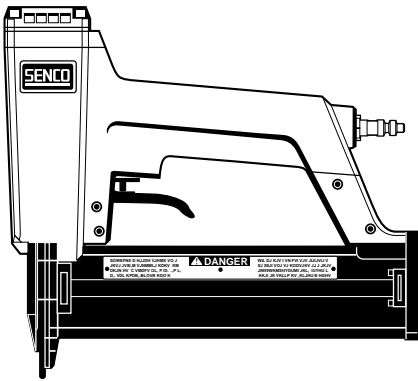



# Brad Nailer SLP20



Pneumatically driven slight-headed and medium-headed brads for cabinet and furniture manufacturing, woodworking, on-site construction and manufactured housing applications.

The Senco® SLP20 Brad Nailer drives both slight-headed and medium-headed brads in a wide range of lengths. As the result of extensive customer research, the SLP20 design ensures unmatched ease of use as well as superior precision and driving power, which makes the tool suitable for fastening a variety of material types and thickness.



## Applications:

*Cabinets, Furniture & Woodworking:*

- Moldings & trim • Dowels & joints • Cabinet door frames & panels • Vanities • Drawer assembly • Decorative wood & plastic pieces • Rattan furniture • Picture frames • Window beading • Toys

*On-site, Mobile Home & RV construction:*

- Moldings & trim • Miscellaneous finish carpentry

## Features:

- Drives a wide range of both slight-headed and medium-headed brads to give you two tools in one.
- Weighs only 2.3 lbs. – the lightest weight available in a brad nailer – for easy handling and maneuvering in small places.
- Features easy side loading that allows you to change brad length without adjusting tool, plus E-Z Clear jam clearance.
- Reduces fatigue throughout comfort-grip handle and the best balance and lowest recoil in the industry.
- Superior power (40% more than comparable tools) makes it suitable for use on hardwood, plastics, and particleboard.
- Oil-free design means easier maintenance and no lubrication to stain fine woods.
- Precision-firing keeps work surface free of damage.
- Rugged composition enables magazine to withstand on-the-job stress.
- Requires minimum maintenance, with only two movable O-rings for virtually trouble-free upkeep.
- Repair is easy, using only two Allen wrenches and the do-it-yourself Senco Parts Kit.
- Comes complete in its own heavy-duty plastic case.
- Muffler ensures quieter operation.




## Brad Nailer SLP20

### Tool Specifications:

Tool Weight: 2.3 lbs.  
 Height: 8 1/4"  
 Length: 9 1/2"  
 Lip Length: 3/32"  
 Magazine Capacity: 110  
 Mode of Operation: Restrictive Trigger  
 Operating Pressure Range: 70-120 p.s.i.g.  
 Hose Fitting: 1/4" NPT

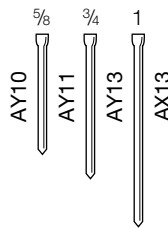
### Tool Specifications:

The SLP20 is really two tools in one since it drives both slight-headed and medium-headed brads. This nailer can be used for seven different brads, ranging in length from 5/8" to 1 5/8".



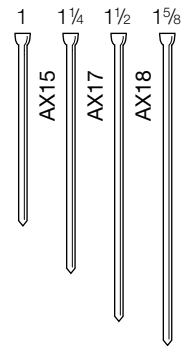
### Slight-Headed Brads

Lengths	Inches	5/8"	3/4"	1"
	Millimeters	15	20	25
	Product Code	AY10EAA	AY11EAA	AY13EAA
	Pins/Strip (approx.)	100	100	100



### Slight-Headed Brads

Lengths	Inches	1"	1 1/4"	1 1/2"	1 5/8"
	Millimeters	25	32	38	42
	Product Code	AX13EAA	AX15EAA	AX17EAA	AX18EAA
	Pins/Strip (approx.)	100	100	100	100



For additional information on how Senco fastening systems will save you time, reduce costs, and increase quality, call Woodworker's Hardware at 1-800-383-0130.

\* "Restrictive Trigger" activated tools are used for applications where precision nail or staple placement is desired. You must first depress the safety element where you want to drive a nail or staple and then pull the trigger. After each nail or staple is driven, completely release the trigger and lift the tool off the work surface.

"Dual Action" activated tools are used for applications where high-production work is desired. There are two modes of operation:

Bottom Fire Method: This method of operation is sometimes called bounce

firing. You must keep the trigger pulled while moving the tool along the work surface with a bouncing motion, depressing the safety element where you want to drive a nail or staple.

Trigger Fire Method: First depress the safety element where you want to drive a nail or staple and then pull the trigger.

For instructions on safe use of tools with either of these activating mechanisms, please refer to the Operating Instructions or Customer Satisfaction and Safety Reminder contained in your tool carton.